



1162 Series Super Heavy Duty Casters (Dual Wheels)

- Ultimate super heavy duty caster built to meet the most demanding industrial application. Equipped with Dersheng's Xtremethane PU wheel, this caster is designed to carry heavy load for a long period of product life.

Load
2000-6000 kg



» Features



Tapered Bearing

The tapered bearing used in the horn provides strength to carry extra load, and absorb shock impact. Also, the tapered bearing is easy to be disassembled for maintenance or replacement purpose.



Swivel W/KD Lock Brake

» Wheel Options



XPU on Iron Core



XPU on Iron Core










Tapered Bearing



» TOP PLATE SIZE AND BOLT HOLE SPACING

Suffix	Top Plate Size	Bolt Hole Spacing	Attaching Bolt Size
6" 8" 10" 12"	255 x 200mm (10-1/16" x 7-7/8")	210 x 160mm (8-1/4" x 6-5/16")	20 mm (3/4")

 Diameter×Width	 Load	 Material	 Item No.			 Bearing	 Overall Height	 Swivel radius
			Fixed	Swivel	Brake			
150mm x 42mm (6" x 1-5/8")	2000 kgs (4400 lbs)	XPU on Iron Core(Round)	1162(D)-06-91-1	1162(D)-06-91-2	1162(D)-06-91-4	Tampered Bearing	230mm (9-1/16")	Swivel 140mm Swivel W/KD lock brake 143mm
200mm x 50mm (8" x 2")	2400 kgs (5280 lbs)	XPU on Iron Core(Round)	1162(D)-08-91-1	1162(D)-08-91-2	1162(D)-08-91-4	Tampered Bearing	280mm (11-1/32")	Swivel 168mm Swivel W/KD lock brake 168mm
200mm x 65mm (8" x 2-9/16")	3500 kgs (7700 lbs)	XPU on Iron Core(Round)	1162(D)-08-96-1	1162(D)-08-96-2	1162(D)-08-96-4	Tampered Bearing	280mm (11-1/32")	Swivel 178mm Swivel W/KD lock brake 178mm
250mm x 62mm (10" x 2-7/16")	3500 kgs (7700 lbs)	XPU on Iron Core(Round)	1162(D)-10-91-1	1162-10-91-2	1162-10-91-4	Tampered Bearing	330mm (13")	Swivel 205mm Swivel W/KD lock brake 205mm
250mm x 80mm (10" x 3-1/8")	4800 kgs (10560 lbs)	XPU on Iron Core(Flat)	1162(D)-10-91(80)-1	1162(D)-10-91(80)-2	1162(D)-10-91(80)-4	Tampered Bearing	330mm (13")	Swivel 218mm Swivel W/KD lock brake 218mm
300mm x 90mm (12" x 3-17/32")	6000 kgs (13200 lbs)	XPU on Iron Core(Flat)	1162(D)-12-91-1	1162(D)-12-91-2	1162(D)-12-91-4	Tampered Bearing	390mm (15-23/64")	Swivel 248mm Swivel W/KD lock brake 248mm