




115-EH Series

Extra Heavy Duty Spring-loaded Caster

DERSHENG'S patented products, shock-absorbing, extreme heavy-duty, diversified selection. Made of super thick steel and high quality spring, outperforming most products from competitors.

Load
160-900 kg



» Wheel Options



NBR Rubber on Cast



NBR Rubber on Cast



XPU on Iron Core



QPU



Ball Bearing



EPU



EQPU



VPU



VQPU










XPU on Iron Core








» TOP PLATE SIZE AND BOLT HOLE SPACING

Suffix	Top Plate Size	Bolt Hole Spacing	Attaching Bolt Size
4" ~ 5"	110 x 140mm (4-5/16" x 5-1/2")	75 x 110mm (2-5/8" x 4-5/16")	12.7mm (1/2")
4" ~ 5"	130 x 130mm (5-1/8" x 5-1/8")	105 x 105mm (4-1/8" x 4-1/8")	12.7mm (1/2")
6" ~ 8"	110 x 145mm (4-5/16" x 5-11/16")	75-80 x 105mm (3-1/8" x 4-1/8")	12.7mm (1/2")
12"	160 x 200mm (6-5/16" x 8")	120 x 160mm (4-3/4" x 6-5/16")	12.7mm (1/2")



 Diameter×Width	 Load	 Material	 Item No.			 Bearing	 Overall Height	 Swivel radius
			Fixed	Swivel	Brake			
100 x 34mm (4" x 1-5/16")	200 kgs (440 lbs)	XPU on Iron Core (Round)	1115-04-96-1-EH	1115-04-96-2-EH	-	Ball Bearing	194.5mm (7-5/8")	Swivel 95.5mm
	200 kgs (440 lbs)	XPU on Iron Core (Flat)	1115-04-96-1-EH	1115-04-96-2-EH	-			
	200 kgs (440 lbs)	QPU (Round)	1115-04-80-1-EH	1115-04-80-2-EH	-			
	200 kgs (440 lbs)	QPU (Flat)	1115-04-80-1-EH	1115-04-80-2-EH	-			
100 x 37mm (4" x 1-7/16")	160 kgs (350 lbs)	NBR Rubber on Cast	1115-04-04-1-EH	1115-04-04-2-EH	-	Ball Bearing	168.5mm (6-5/8")	Swivel 90.5mm
125 x 40mm (5" x 1-9/16")	200 kgs (440 lbs)	XPU on Iron Core (Round)	1115-05-96-1-EH	1115-05-96-2-EH	-	Ball Bearing	207mm (8-1/8")	Swivel 108mm
	200 kgs (440 lbs)	XPU on Iron Core (Flat)	1115-05-96-1-EH	1115-05-96-2-EH	-			
	220 kgs (480 lbs)	QPU (Round)	1115-05-80-1-EH	1115-05-80-2-EH	-			
	220 kgs (480 lbs)	QPU (Flat)	1115-05-80-1-EH	1115-05-80-2-EH	-			
	220 kgs (480 lbs)	EPU (Round)	1115-05-78-1-EH	1115-05-78-2-EH	-			
	220 kgs (480 lbs)	EPU (Flat)	1115-05-78-1-EH	1115-05-78-2-EH	-			
	220 kgs (480 lbs)	EQPU (Round)	1115-05-81-1-EH	1115-05-81-2-EH	-			
	220 kgs (480 lbs)	EQPU (Flat)	1115-05-81-1-EH	1115-05-81-2-EH	-			
	180 kgs (400 lbs)	NBR Rubber on Cast	1115-05-04-1-EH	1115-05-04-2-EH	-		181mm (7-1/8")	Swivel 103mm
150 x 40mm (6" x 1-9/16")	350 kgs (770 lbs)	NBR Rubber on Cast	1115-06-04-1-EH	1115-06-04-2-EH	-	Ball Bearing	245.5mm (10")	Swivel 178.5mm
150 x 42mm (6" x 1-11/16")	350 kgs (770 lbs)	EPU (Round)	1115-06-78-1-EH	1115-06-78-2-EH	-	Ball Bearing	245.5mm (10")	Swivel 178.5mm
	350 kgs (770 lbs)	EPU (Flat)	1115-06-78-1-EH	1115-06-78-2-EH	-			
	350 kgs (770 lbs)	EQPU (Round)	1115-06-81-1-EH	1115-06-81-2-EH	-			
	350 kgs (770 lbs)	EQPU (Flat)	1115-06-81-1-EH	1115-06-81-2-EH	-			
	350 kgs (770 lbs)	QPU (Round)	1115-06-80-1-EH	1115-06-80-2-EH	-			
	350 kgs (770 lbs)	QPU (Flat)	1115-06-80-1-EH	1115-06-80-2-EH	-			
	400 kgs (880 lbs)	XPU on Iron Core (Round)	1115-06-96-1-EH	1115-06-96-2-EH	-			
	400 kgs (880 lbs)	XPU on Iron Core (Flat)	1115-06-96-1-EH	1115-06-96-2-EH	-			
	350 kgs (770 lbs)	VPU (Round)	1115-06-82-1-EH	1115-06-82-2-EH	-			
	400 kgs (880 lbs)	VQPU (Round)	1115-06-83-1-EH	1115-06-83-2-EH	-			
	400 kgs (880 lbs)	XPU on Iron Core (Round)	1115-06-91-1-EH	1115-06-91-2-EH	-			



 Diameter×Width	 Load	 Material	 Item No.			 Bearing	 Overall Height	 Swivel radius
			Fixed	Swivel	Brake			
200 x 50mm (8" x 2")	500 kgs (1100 lbs)	XPU on Iron Core (Round)	1115-08-96-1-EH	1115-08-96-2-EH	-	Ball Bearing	279.5mm (11")	Swivel 203.5mm
	500 kgs (1100 lbs)	XPU on Iron Core (Flat)	1115-08-96-1-EH	1115-08-96-2-EH	-			
	450 kgs (990 lbs)	QPU (Round)	1115-08-80-1-EH	1115-08-80-2-EH	-			
	450 kgs (990 lbs)	QPU (Flat)	1115-08-80-1-EH	1115-08-80-2-EH	-			
	450 kgs (990 lbs)	EPU (Round)	1115-08-78-1-EH	1115-08-78-2-EH	-			
	450 kgs (990 lbs)	EPU (Flat)	1115-08-78-1-EH	1115-08-78-2-EH	-			
	450 kgs (990 lbs)	EQPU (Round)	1115-08-81-1-EH	1115-08-81-2-EH	-			
	450 kgs (990 lbs)	EQPU (Flat)	1115-08-81-1-EH	1115-08-81-2-EH	-			
	450 kgs (990 lbs)	VPU (Round)	1115-08-82-1-EH	1115-08-82-2-EH	-			
	450 kgs (990 lbs)	VQPU (Round)	1115-08-83-1-EH	1115-08-83-2-EH	-			
	500 kgs (1100 lbs)	XPU on Iron Core (Round)	1115-08-91-1-EH	1115-08-91-2-EH	-			
	450 kgs (990 lbs)	NBR Rubber on Cast	1115-08-04-1-EH	1115-08-04-2-EH	-			
250 x 80mm (10" x 3-1/8")	800 kgs (1760 lbs)	VPU (Flat)	1115-10-82-1-EH	1115-10-82-2-EH	-	Ball Bearing	368.5mm (14-1/2")	Swivel 308mm
	800 kgs (1760 lbs)	VQPU (Flat)	1115-10-83-1-EH	1115-10-83-2-EH	-			
	800 kgs (1760 lbs)	XPU on Iron Core (Flat)	1115-10-91-1-EH	1115-10-91-2-EH	-			
300 x 90mm (12" x 3-17/32")	900 kgs (1980 lbs)	VPU (Flat)	1115-12-82-1-EH	1115-12-82-2-EH	-	Ball Bearing	393.5mm (15-1/2")	Swivel 333mm
	900 kgs (1980 lbs)	VPU (Round)	1115-12-82-1-EH	1115-12-82-2-EH	-			
	900 kgs (1980 lbs)	VQPU (Flat)	1115-12-83-1-EH	1115-12-83-2-EH	-			
	900 kgs (1980 lbs)	VQPU (Round)	1115-12-83-1-EH	1115-12-83-2-EH	-			
	900 kgs (1980 lbs)	XPU on Iron Core (Flat)	1115-12-91-1-EH	1115-12-91-2-EH	-			
	900 kgs (1980 lbs)	XPU on Iron Core (Round)	1115-12-91-1-EH	1115-12-91-2-EH	-			
	900 kgs (1980 lbs)	NBR Rubber on Cast	1115-12-04-1-EH	1115-12-04-2-EH	-			