












APU - VulkoTough Series

HEAVY DUTY WHEEL

with VulkoTough tread,
with Aluminum wheel core

	Tread & tyre hardness		94° shore A
	Temperature resistance		-40°C to +80°C
	Rolling resistance		excellent
	Operating noise		very good
	Floor surface preservation		very good



Tread

Dersheng's VulkoTough wheel is based on world renowned Covestro's Desmodur Polyurethane technology. It features outstanding performance for dynamic load, and excellent recovery from long periods of heavy loading, which makes it the first choice for industrial wheels/ rollers for heavy duty applications. In addition, it has great thermal stability even at high temperatures.









Wheel centre/rim

Made of casting aluminum.

Other features

- Good resistant to chemical, solvent and many other aggressive substances.
- Reject floor debris.
- Superior abrasion resistance.
- Low rolling resistance.
- Working temperature: -40°C to +80°C.
- Maintenance-free under normal conditions.



 Item No	 Wheel Diameter (D) [mm]	 Wheel Width (T2) [mm]	 Load Capacity [kg(lbs)]	 Axle Bore Ø(d) [mm]	 Hub Length (T1) [mm]	 Tread Profile	 Bearing Type
12036503135171	80	30	180kgs (396lbs)	12	32	Round	Ball bearing
12036503135271	80	30	180kgs (396lbs)	15	32		
12036504135171	100	31	230kgs (507lbs)	15	32		
12036504135271	100	31	230kgs (507lbs)	17	32		
12036504155171	100	36	325kgs (716lbs)	12	36		
12036504155271	100	36	325kgs (716lbs)	15	36		
12036504155371	100	40	350kgs (771lbs)	12	40		
12036504155471	100	40	350kgs (771lbs)	15	40		
12036505135171	125	31	280kgs (617lbs)	15	32		
12036505135271	125	31	280kgs (617lbs)	17	32		
12036505135371	125	40	350kgs (771lbs)	15	40		
12036505135471	125	40	350kgs (771lbs)	17	40		
12036506185171	150	42	450kgs (992lbs)	17	42		
12036506185271	150	42	450kgs (992lbs)	20	42		
12036556185171	160	42	500kgs (1102lbs)	17	42		
12036556185271	160	42	500kgs (1102lbs)	20	42		
12036507185171	180	44	600kgs (1323lbs)	20	44		
12036507185271	180	44	600kgs (1323lbs)	25	44		
12036508205171	200	50	800kgs (1764lbs)	20	50		
12036508205271	200	50	800kgs (1764lbs)	25	50		
12036504205171	100	50	300kgs (661lbs)	17	50	Flat	
12036504205271	100	50	300kgs (661lbs)	20	50		
12036505205171	125	50	450kgs (992lbs)	17	50		
12036505205271	125	50	450kgs (992lbs)	20	50		
12036506205171	150	50	500kgs (1102lbs)	17	50		
12036506205271	150	50	500kgs (1102lbs)	20	50		
12036556205171	160	50	550kgs (1213lbs)	17	50		
12036556205271	160	50	550kgs (1213lbs)	20	50		
12036508205371	200	50	800kgs (1764lbs)	20	50		
12036508205471	200	50	800kgs (1764lbs)	25	50		

