



1135 Series

Med-Glide Series Caster (All Plastic)

- High grade synthetic housing
Smooth and easy rolling, these casters noticeably reduce the effort to operate equipment
Highly effective Thread guards prevent failure from strings and other debris.
Specifically designed for healthcare and institutional applications where silence is essential.
Corrosion resistant with non-marking wheels
Ball bearing swivel head
Directional lock also available
Stainless steel components are also available
Magnetic Free Caster also available



» Features



Total Lock Brake



Directional Lock Brake



Magnetic Free Caster

» Wheel Options



Resolute



TPR on PP Core



QPU on AL Core



Ball Bearing

» TOP PLATE SIZE AND BOLT HOLE SPACING

Size	Top Plate Size	Bolt Hole Spacing	Attaching Bolt Size
4" 5"	69X96mm	45X75mm *	M8
4" 5"	69X96mm	49X74.5mm *	M8

* Fixed Caster is available. Please consult the factory.



» CYLINDRICAL STEM SPECIFICATION

Size	Diameter x Length	Hole Height	Bore Size
4" 5"	21.6X56mm	—	Grip Ring
4" 5"	21.5X44.5mm	25.4mm *	#10 X 24UNC+Grip Ring
4" 5"	28X30mm	19mm *	M8
4" 5"	28X40mm	19mm *	M8









* Fixed Caster is available. Please consult the factory.

» THREADED STEM SPECIFICATION

Size	Threaded Size	Size	Threaded Size
4" 5"	3/8-16UNCX32mm	4" 5"	M12X25mm
4" 5"	M12X25mm (SS)	4" 5"	1/2-12UNCX25mm
4" 5"	1/2-20UNCX25mm (SS)	4" 5"	M16X30mm

» SINGLE BOLT HOLE

Size	Centre Hole	Size	Centre Hole
4" 5"	10.5mm	4" 5"	12.5mm

 Diameter×Width	Specification	 Load	 Material	 Item No.				 Bearing	 Overall Height	 Offset	 Swivel radius
				Fixed	Swivel	Total Lock Brake	Directional Lock				
100mmx31mm (4"x1-1/4")	Plate	90kgs (198lbs)	Resolute	11350400451013	11350400452013	11350400454013	11350400454213	滾珠軸承 Ball Bearing	146mm (5"-3/4")	34mm (1"-11/32")	活動 84mm 活煞 105.5mm Swivel 84mm Swivel W/Total Lock Brake 105.5mm
		90kgs (198lbs)	TPR on PP Core	11350400261013	11350400262013	11350400264013	11350400264213				
	Threaded Stem	90kgs (198lbs)	Resolute	—	11350400455013	11350400456013	—		145mm (5"-45/65")		
		90kgs (198lbs)	TPR on PP Core	—	11350400265013	11350400266013	—		144mm (5"-43/64")		
	Single Bolt Hole	90kgs (198lbs)	Resolute	—	11350400459213	11350400459413	—		144mm (5"-43/64")		
		90kgs (198lbs)	TPR on PP Core	—	11350400269213	11350400269413	—				
	Cylindrical Stem	90kgs (198lbs)	Resolute	11350400457313	11350400457013	11350400458013	11350400458213		144mm (5"-43/64")		
		90kgs (198lbs)	TPR on PP Core	11350400267313	11350400267013	11350400268013	11350400268213				
125mmx31mm (5"x1-1/4")	Plate	100kgs (220lbs)	Resolute	11350500451013	11350500452013	11350500454013	11350500454213	滾珠軸承 Ball Bearing	175mm (6"-57/64")	44.5mm (1"-3/4")	活動 107mm 活煞 124.5mm Swivel 107mm Swivel W/Total Lock Brake 124.5mm
		100kgs (220lbs)	TPR on PP Core	11350500261013	11350500262013	11350500264013	11350500264213				
		100kgs (220lbs)	QPU on AL Core	1135-05-87-1	1135-05-87-2	1135-05-87-4	1135-05-87-9				
	Threaded Stem	100kgs (220lbs)	Resolute	—	11350500455013	11350500456013	—		174mm (6"-27/32")		
		100kgs (220lbs)	TPR on PP Core	—	11350500265013	11350500266013	—				
		100kgs (220lbs)	QPU on AL Core	—	1135-05-87-2	1135-05-87-4	—				
	Single Bolt Hole	100kgs (220lbs)	Resolute	—	11350500459213	11350500459413	—		173mm (6"-13/16")		
		100kgs (220lbs)	TPR on PP Core	—	11350500269213	11350500269413	—				
		100kgs (220lbs)	QPU on AL Core	—	1135-05-87-2	1135-05-87-4	—				
	Cylindrical Stem	100kgs (220lbs)	Resolute	11350500457313	11350500457013	11350500458013	11350500458213		173mm (6"-13/16")		
		100kgs (220lbs)	TPR on PP Core	11350500267313	11350500267013	11350500268013	11350500268213				
		100kgs (220lbs)	QPU on AL Core	1135-05-87-1	1135-05-87-2	1135-05-87-4	1135-05-87-9				