



1130-TC Series

30 Series 2" Wide Caster (American Style Tool Cart Caster)

- Appealing exterior design with great load capacity to compliment tool carts both functionally and aesthetically.

Load
90-130 kg



» Features



Extra Clearance Between
Top Plate and Body



Side Lock Brake



Total Lock Brake
with Extra Big Pedal



Total Lock Brake
with Long Pedal

» Wheel Options



PP



TPR on PP Core



Designed PP Wheel



PP



HDR



Plain Bearing










Ball Bearing Flanged Ball Bearing

» TOP PLATE SIZE AND BOLT HOLE SPACING

Suffix	Top Plate Size	Bolt Hole Spacing	Attaching Bolt Size
1	69 x 96 mm (2-23/32" x 3-25/32")	45 x 75 mm (Plate) (1-3/4" x 3")	6.35 mm (1/4")
2	93 x 110 mm (3-5/8" x 4-3/8")	70 x 85 mm (Big Plate) (2-5/8"~3" x 3"~3-5/8")	9.5 mm (3/8")



 Diameter×Width	 Load	 Material	 Item No.			 Bearing	 Overall Height	 Swivel radius
			Fixed	Swivel	Brake			
125mm x 49mm (5" x 1-15/16")	100kgs (220 lbs)	PP	1130-TC-05-29-1	1130-TC-05-29-2	1130-TC-05-29-4	Plain Bearing	Plate OAH: 158mm (6-1/4") Plate with extra clearance OAH: 176.5mm (6-15/16") Plate with extra clearance (w/o washer) OAH: 170.5mm (6-15/16") Big Plate OAH: 159mm (6-1/4")	Swivel 93.5mm Swivel W/Side Brake 93.5mm Swivel W/Total lock brake (Extra Big Pedal) 140.5mm Swivel W/Total lock brake (Long pedal) 119mm
	100kgs (220 lbs)	Designed PP Wheel	1130-TC-05-65-1	1130-TC-05-65-2	1130-TC-05-65-4	Plain Bearing		
	100kgs (220 lbs)	PP	1130-TC-05-73-1	1130-TC-05-73-2	1130-TC-05-73-4	Plain Bearing		
125mm x 50mm (5" x 2")	90kgs (198 lbs)	TPR on PP Core	1130-TC-05-26-1	1130-TC-05-26-2	1130-TC-05-26-4	Ball Bearing Flanged Ball Bearing		
	130kgs (286 lbs)	HDR	1130-TC-05-74-1	1130-TC-05-74-2	1130-TC-05-74-4			