





## 1115-H Series

## Heavy Duty Spring-loaded Caster


- DERSHENG'S patented products, shock-absorbing, extreme heavy-duty, diversified selection. Made of super thick steel and high quality spring, outperforming most products from competitors.



### » Features




Swivel W/Center Lock(AK type)




Swivel W/Center Lock Brake



Different PU tread hardness available



Metal Thread Guard(optional)



Plastic Thread Guard(optional)



Ball Bearing

### » Wheel Options



PU on Cast



QPU



QPU on AL Core



Non-marking NBR Rubber on Cast



NBR Rubber on Cast



EQPU



VPU










VQPU










EPU

**» TOP PLATE SIZE AND BOLT HOLE SPACING**

Caster Size	Top Plate Size	Bolt Hole Spacing	Attaching Bolt Size
4" 5" 6" 8"	110 x 140mm (4-11/32" x 5-1/2")	75 x 110mm (2-15/16" x 4-11/32")	12 mm (1/2")
	110 x 140mm (4-11/32" x 5-1/2")	80 x 105mm (3-5/32" x 4-1/8"(European Plate))	12 mm (1/2")
	130 x 165mm (5-1/8" x 6-1/2")	100 x 130mm (3-15/16" x 5-1/8")	12 mm (1/2")
	114 x 159mm (4-1/2" x 6-1/4")	73.8 x 129.4mm (2-29/32" x 5-3/32")	12 mm (1/2")
10"	130 x 167mm (5-1/8" x 6-9/16")	85 x 140mm (3-11/32" x 5-1/2")	12 mm (1/2")

 Diameter×Width	 Load	 Material	 Item No.			 Bearing	 Overall Height	 Swivel radius
			Fixed	Swivel	Brake			
100mm x 36mm (4" x 1-7/16")	250 kgs (550 lbs)	PU on Cast	1115-H-04-33-1	1115-H-04-33-2	1115-H-04-33-4	Ball Bearing	198mm (7-13/16")	Swivel 96mm Swivel W/AK lock brake 164mm
	250 kgs (550 lbs)	QPU on AL Core	1115-H-04-87-1	1115-H-04-87-2	1115-H-04-87-4			
	300 kgs (660 lbs)	QPU	1115-H-04-80-1	1115-H-04-80-2	1115-H-04-80-4			
100mm x 38mm (4" x 1-1/2")	200 kgs (440 lbs)	Non-marking NBR Rubber on Cast	1115-H-04-90-1	1115-H-04-90-2	1115-H-04-90-4			
	200 kgs (440 lbs)	NBR Rubber on Cast	1115-H-04-04-1	1115-H-04-04-2	1115-H-04-04-4			
125mm x 40mm (5" x 1-9/16")	250 kgs (550 lbs)	Non-marking NBR Rubber on Cast	1115-H-05-90-1	1115-H-05-90-2	1115-H-05-90-4	Ball Bearing	210mm (8-9/32")	Swivel 132mm Swivel W/AK lock brake 194mm
	250 kgs (550 lbs)	PU on Cast	1115-H-05-33-1	1115-H-05-33-2	1115-H-05-33-4			
	250 kgs (550 lbs)	NBR Rubber on Cast	1115-H-05-04-1	1115-H-05-04-2	1115-H-05-04-4			
	300 kgs (660 lbs)	QPU on AL Core	1115-H-05-87-1	1115-H-05-87-2	1115-H-05-87-4			
	300 kgs (660 lbs)	QPU	1115-H-05-80-1	1115-H-05-80-2	1115-H-05-80-4			
	300 kgs (660 lbs)	EPU	1115-H-05-78-1	1115-H-05-78-2	1115-H-05-78-4			
	400 kgs (880 lbs)	EQPU	1115-H-05-81-1	1115-H-05-81-2	1115-H-05-81-4			
150mm x 40mm (6" x 1-9/16")	300 kgs (660 lbs)	NBR Rubber on Cast	1115-H-06-90-1	1115-H-06-04-2	1115-H-06-04-4	Ball Bearing	225mm (8-27/32")	Swivel 146mm Swivel W/AK lock brake 200mm
	300 kgs (660 lbs)	Non-marking NBR Rubber on Cast	1115-H-06-04-1	1115-H-06-90-2	1115-H-06-90-4			
150mm x 42mm (6" x 1-5/8")	300 kgs (660 lbs)	PU on Cast	1115-H-06-33-1	1115-H-06-33-2	1115-H-06-33-4			
	350 kgs (770 lbs)	QPU on AL Core	1115-H-06-87-1	1115-H-06-87-2	1115-H-06-87-4			
	350 kgs (770 lbs)	QPU	1115-H-06-80-1	1115-H-06-80-2	1115-H-06-80-4			
	350 kgs (770 lbs)	EPU	1115-H-06-78-1	1115-H-06-78-2	1115-H-06-78-4			
	450 kgs (990 lbs)	EQPU	1115-H-06-81-1	1115-H-06-81-2	1115-H-06-81-4			
	450 kgs (990 lbs)	VPU	1115-H-06-82-1	1115-H-06-82-2	1115-H-06-82-4			
	550 kgs (1210 lbs)	VQPU	1115-H-06-83-1	1115-H-06-83-2	1115-H-06-83-4			
150mm x 46mm (6" x 1-13/16")	350 kgs (770 lbs)	NBR Rubber on Cast	1115-H-06-04-1	1115-H-06-04-2	1115-H-06-04-4			



 Diameter*Width	 Load	 Material	 Item No.			 Bearing	 Overall Height	 Swivel radius
			Fixed	Swivel	Brake			
200mm x 44mm (8" x 1-3/4")	350 kgs (770 lbs)	NBR Rubber on Cast	1115-H-08 -04-1	1115-H-08-04-2	1115-H-08-04-4	Ball Bearing	280mm (11-1/32")	Swivel 182mm Swivel W/AK lock brake 254mm
	350 kgs (770 lbs)	Non-marking NBR Rubber on Cast	1115-H-08-90-1	1115-H-08-90-2	1115-H-08-90-4			
200mm x 50mm (8" x 2")	350 kgs (770 lbs)	PU on Cast	1115-H-08-33-1	1115-H-08-33-2	1115-H-08-33-4			
	400 kgs (880 lbs)	QPU	1115-H-08-80-1	1115-H-08-80-2	1115-H-08-80-4			
	400 kgs (880 lbs)	EPU	1115-H-08-78-1	1115-H-08-78-2	1115-H-08-78-4			
	400 kgs (880 lbs)	QPU on AL Core	1115-H-08-87-1	1115-H-08-87-2	1115-H-08-87-4			
	500 kgs (1100 lbs)	EQPU	1115-H-08-81-1	1115-H-08-81-2	1115-H-08-81-4			
	500 kgs (1100 lbs)	VPU	1115-H-08-82-1	1115-H-08-82-2	1115-H-08-82-4			
	600 kgs (1320 lbs)	VQPU	1115-H-08-83-1	1115-H-08-83-2	1115-H-08-83-4			
250mm x 62mm (10" x 2-7/16")	550 kgs (1210 lbs)	QPU	1115-H-10-80-1	1115-H-10-80-2	1115-H-10-80-4	Ball Bearing	353mm (13-29/32")	Swivel 213mm Swivel W/Center lock 255mm
	550 kgs (1210 lbs)	VPU	1115-H-10-82-1	1115-H-10-82-2	1115-H-10-82-4	Ball Bearing	355mm (14")	
	650 kgs (1430 lbs)	VQPU	1115-H-10-83-1	1115-H-10-83-2	1115-H-10-83-4	Ball Bearing	355mm (14")	
250mm x 63mm (10" x 2-1/2")	400 kgs (880 lbs)	NBR Rubber on Cast	1115-H-10-04-1	1115-H-10-04-2	1115-H-10-04-4	Ball Bearing	355mm (14")	
	400 kgs (880 lbs)	Non-marking NBR Rubber on Cast	1115-H-10-90-1	1115-H-10-90-2	1115-H-10-90-4	Ball Bearing	353mm (13-29/32")	
254mm x 62mm (10" x 2-7/16")	500 kgs (1100 lbs)	PU on Cast	1115-H-10-33-1	1115-H-10-33-2	1115-H-10-33-4	Ball Bearing	353mm (13-29/32")	