



1110-3 Series Medi Series

- The 1110-3 Medi Series offers cost-effective solutions with high strength and durability. It provides versatile installation options and features a dual brake system that locks the swivel and wheel discs. Wheel tread made of TPR material, the casters are quiet, wear-resistant, and floor-protective, catering to industries like beauty, medical, furniture, and storage.



» Wheel Options



TPR on PP Core









» TOP PLATE SIZE AND BOLT HOLE SPACING

Size	Top Plate Size	Bolt Hole Spacing	Attaching Bolt Size
3"	42x42 (1-21/32" x 1-21/32")	32x32 (1-1/4" x 1-1/4")	M4/M5
	60x60 (2-3/8" x 2-3/8")	42.5x42.5 (1-11/16" x 1-11/16")	M6

» THREADED STEM SPECIFICATION

Size	Threaded Size	Size	Threaded Size
3"	M12 x 25		



 DiameterxWidth	Specification	 Load	 Material	 Item No.			 Bearing	 Overall Height	 Offset	 Swivel radius
				Swivel	Brake	Directional Lock				
wheel width 75x12 (3" x 1/2")	Top Plate	30kgs (66 lbs)	TPR on PP Core	1110-03-02-26-2	1110-03-02-26-4	—	Plain Bearing	100mm (3-15/16")	22mm	Swivel 66mm Lock Brake 79mm
Diameter width 75x50.5 (3" x 2")	Threaded Stem	30kgs (66 lbs)	TPR on PP Core	1110-03-02-26-5	1110-03-02-26-6	—		93.5mm (3-11/16")		