



## 1102 Series B Type Caster

- Swivel easily under heavy load, ideal for heavy-duty workshop trucks in automobile, glass, textile industries, etc. Patented thread guards and dust covers prevent swivel failure caused by build-up of strings between the wheel and fork legs, as well as the dust in the wheel bearing.

Load  
200-2500 kg




### » Features




Center Lock Brake



Thread guard specially for textile industry(optional)



Metal Thread Guard(optional)



Swivel W/Center lock(AK type)  
Plastic Thread Guard(optional)



Different PU tread handness available

### » Wheel Options



PU on Cast



Rubber on Cast




NBR Rubber on Cast



Nylon



WMRC



QPU



Ball Bearing



PU on AL Core



CPD



Cast Iron



Non-marking Rubber on Cast



EQPU



PU on Cast (2050A/2050B)



ZQPU (Dual Wheels)



VPU



EPU



VQPU



VXPU on Iron Core



Resilient rubber on AL Core



Non-marking NBR Rubber on Cast









QPU on AL Core

**» TOP PLATE SIZE AND BOLT HOLE SPACING**







Caster Size	Top Plate Size	Bolt Hole Spacing	Attaching Bolt Size
4"	90 x 120 mm (3-17/32" x 4-23/32")	60 x 90 mm (2-3/8" x 3-17/32")	11 mm (7/16")
5,6,8"	110 x 140 mm (4-11/32" x 5-1/2")	75 x 110 mm (2-15/16" x 4-11/32")	12 mm (1/2")
	110 x 140 mm (4-11/32" x 5-1/2")	80 x 105 mm (3-5/32" x 4-1/8")	12 mm (1/2")
	130 x 130 mm (5-1/8" x 5-1/8")	105 x 105 mm (4-1/8" x 4-1/8")	9 mm (3/8")
	130 x 130 mm (5-1/8" x 5-1/8")	105 x 105 mm (4-1/8" x 4-1/8")	12 mm (1/2")
	130 x 165 mm (5-1/8" x 6-1/2")	100 x 130 mm (3-15/16" x 5-1/8")	12 mm (1/2")
	114 x 159 mm (4-1/2" x 6-1/4")	73.8 x 129.4 mm (2-29/32" x 5-3/32")	12 mm (1/2")
10"	130 x 167 mm (5-1/8" x 6-9/16")	85 x 140 mm (3-11/32" x 5-1/2")	12 mm (1/2")
	110 x 175 mm (4-11/32" x 6-7/8")	65 x 140 mm (2-9/16" x 5-1/2")	12 mm (1/2")
12"	130 x 167 mm (5-1/8" x 6-9/16")	85 x 140 mm (3-11/32" x 5-1/2")	12 mm (1/2")

 Diameter×Width	 Load	 Material	Item No.			 Bearing	 Overall Height	 Swivel radius
			Fixed	Swivel	Brake			
93mm x 28mm (3-21/32"x1-3/32")	400 kgs (880 lbs)	Cast Iron	1102-04-14-1	1102-04-14-2	1102-04-14-4	滾珠軸承 Ball Bearing	143.5mm (5-21/32")	活動 87mm Swivel 87mm
100mm x 32mm (4"x1-1/4")	250 kgs (550 lbs)	Nylon	1102-04-07-1	1102-04-07-2	1102-04-07-4	滾珠軸承 Ball Bearing	147mm (5-25/32")	活動 92 mm Swivel 92mm  AK煞 148 mm Swivel W/AK Lock Brake 148mm
	200 kgs (440 lbs)	CPD	1102-04-49-1	1102-04-49-2	1102-04-49-4			
100mm x 34mm (4"x1-3/8")	335 kgs (735 lbs)	QPU (Round)	1102-04-80-1	1102-04-80-2	1102-04-80-4			
	385 kgs (845 lbs)	QPU (Flat)	1102-04-80-1	1102-04-80-2	1102-04-80-4			
100mm x 36mm (4"x1-7/16")	250 kgs (550 lbs)	PU on Cast	1102-04-33-1	1102-04-33-2	1102-04-33-4			
	200 kgs (440 lbs)	Rubber on Cast	1102-04-03-1	1102-04-03-2	1102-04-03-4			
	250 kgs (550 lbs)	PU on AL Core (Round)	1102-04-108-1	1102-04-108-2	1102-04-108-4			
	300 kgs (660 lbs)	QPU on AL Core (Round)	1102-04-87-1	1102-04-87-2	1102-04-87-4			
100mm x 38mm (4"x1-1/2")	200 kgs (440 lbs)	NBR Rubber on Cast	1102-04-04-1	1102-04-04-2	1102-04-04-4			
	200 kgs (440 lbs)	Non-marking Rubber on Cast	1102-04-11-1	1102-04-11-2	1102-04-11-4			
	200 kgs (440 lbs)	Non-marking NBR Rubber on Cast	1102-04-90-1	1102-04-90-2	1102-04-90-4			
100mm x 40mm (4"x1-9/16")	275 kgs (600 lbs)	PU on AL Core (Round)	1102-04-108-1	1102-04-108-2	1102-04-108-4			
	200 kgs (440 lbs)	Recilent rubber on AL Core	1102-04-89-1	1102-04-89-2	1102-04-89-4			
	325 kgs (715 lbs)	QPU on AL Core (Round)	1102-04-87-1	1102-04-87-2	1102-04-87-4			
100mm x 46.5mm (4"x1-13/16")	335 kgs (735 lbs)	ZQPU (Dual Wheels)	1102-04-101-1	1102-04-101-2	1102-04-101-4			
122mm x 36.5mm (4-13/16"x1-7/16")	600 kgs (1320 lbs)	Cast Iron	1102-05-14-1	1102-05-14-2	1102-05-14-4	滾珠軸承 Ball Bearing	168.5mm (6-5/8")	活動 103 mm Swivel 103mm









 Diameter×Width	 Load	 Material	Item No.			 Bearing	 Overall Height	 Swivel radius
			Fixed	Swivel	Brake			
125mm x 40mm (5"x1-9/16")	340 kgs (750 lbs)	PU on Cast	1102-05-33-1	1102-05-33-2	1102-05-33-4	Ball Bearing	170mm (6-11/16")	Swivel 107mm Swivel W/AK Lock Brake 158mm
	220 kgs (485 lbs)	Rubber on Cast	1102-05-03-1	1102-05-03-2	1102-05-03-4			
	300 kgs (660 lbs)	Nylon	1102-05-07-1	1102-05-07-2	1102-05-07-4			
	300 kgs (660 lbs)	PU on AL Core (Round)	1102-05-108-1	1102-05-108-2	1102-05-108-4			
	250 kgs (550 lbs)	QPU on AL Core (Round)	1102-05-87-1	1102-05-87-2	1102-05-87-4			
	350 kgs (770 lbs)	NBR Rubber on Cast	1102-05-04-1	1102-05-04-2	1102-05-04-4			
	250 kgs (550 lbs)	CPD	1102-05-49-1	1102-05-49-2	1102-05-49-4			
	250 kgs (550 lbs)	Non-marking Rubber on Cast	1102-05-11-1	1102-05-11-2	1102-05-11-4			
	250 kgs (550 lbs)	Non-marking NBR Rubber on Cast	1102-05-90-1	1102-05-90-2	1102-05-90-4			
	300 kgs (660 lbs)	Recilent rubber on AL Core	1102-05-89-1	1102-05-89-2	1102-05-89-4			
	450 kgs (990 lbs)	QPU (Round)	1102-05-80-1	1102-05-80-2	1102-05-80-4			
	500 kgs (1100 lbs)	QPU (Flat)	1102-05-80-1	1102-05-80-2	1102-05-80-4			
	340 kgs (750 lbs)	EPU (Round Shape)	1102-05-78-1	1102-05-78-2	1102-05-78-4			
	390 kgs (860 lbs)	EPU (Flat Shape)	1102-05-78-1	1102-05-78-2	1102-05-78-4			
	450 kgs (990 lbs)	EQPU (Round Shape)	1102-05-81-1	1102-05-81-2	1102-05-81-4			
	500 kgs (1100 lbs)	EQPU (Flat Shape)	1102-05-81-1	1102-05-81-2	1102-05-81-4			
125mm x 50mm (5" x 2")	400 kgs (880 lbs)	PU on AL Core (Flat)	1102-05-108-1	1102-05-108-2	1102-05-108-4	Ball Bearing	170mm (6-11/16")	Swivel 107mm Swivel W/AK Lock Brake 158mm
	450 kgs (990 lbs)	QPU on AL Core (Flat)	1102-05-87-1	1102-05-87-2	1102-05-87-4			
	125mm x 51mm (5" x 2")	450 kgs (990 lbs)	ZQPU (Dual Wheels)	1102-05-101-1	1102-05-101-2	1102-05-101-4		
138mm x 36.5mm (5-7/16"x1-7/16")	700 kgs (1540 lbs)	Cast Iron	1102-06-14-1	1102-06-14-2	—	Ball Bearing	191mm (7-17/32")	Swivel 111mm
150mm x 40mm (6"x1-9/16")	350 kgs (770 lbs)	NBR Rubber on Cast	1102-06-04-1	1102-06-04-2	1102-06-04-4	Ball Bearing	197mm (7-3/4")	Swivel 119mm Swivel W/AK Lock Brake 160mm
	400 kgs (880 lbs)	Nylon	1102-06-07-1	1102-06-07-2	1102-06-07-4			
	350 kgs (770 lbs)	CPD	1102-06-49-1	1102-06-49-2	1102-06-49-4			
	300 kgs (660 lbs)	Non-marking Rubber on Cast	1102-06-11-1	1102-06-11-2	1102-06-11-4			
	300 kgs (660 lbs)	Non-marking NBR Rubber on Cast	1102-06-90-1	1102-06-90-2	1102-06-90-4			
	350 kgs (770 lbs)	Recilent rubber on AL Core	1102-06-89-1	1102-06-89-2	1102-06-89-4			
	400 kgs (880 lbs)	WMRC	1102-06-45-1	1102-06-45-2	1102-06-45-4			



 Diameter*Width	 Load	 Material	Item No.			 Bearing	 Overall Height	 Swivel radius
			Fixed	Swivel	Brake			
150mm x 42mm (6"x1-5/8")	410 kgs (900 lbs)	PU on Cast	1102-06-33-1	1102-06-33-2	1102-06-33-4	Ball Bearing	197mm (7-3/4")	Swivel 119mm Swivel W/AK Lock Brake 160mm
	400 kgs (880 lbs)	PU on AL Core (Round)	1102-06-108-1	1102-06-108-2	1102-06-108-4			
	450 kgs (990 lbs)	QPU on AL Core (Round)	1102-06-87-1	1102-06-87-2	1102-06-87-4			
	550 kgs (1200 lbs)	QPU (Round)	1102-06-80-1	1102-06-80-2	1102-06-80-4			
	600 kgs (1320 lbs)	QPU(Flat)	1102-06-80-1	1102-06-80-2	1102-06-80-4			
	500 kgs (1100 lbs)	VPU (Round)	1102-06-82-1	1102-06-82-2	1102-06-82-4			
	670 kgs (1475 lbs)	VQPU (Round Shape)	1102-06-83-1	1102-06-83-2	1102-06-83-4			
	800 kgs (1760 lbs)	VXPU on Iron Core (Round)	1102-06-91-1	1102-06-91-2	1102-06-91-4			
	410 kgs (900 lbs)	EPU (Round)	1102-06-78-1	1102-06-78-2	1102-06-78-4			
	460 kgs (1010 lbs)	EPU (Flat)	1102-06-78-1	1102-06-78-2	1102-06-78-4			
	550 kgs (1200 lbs)	EQPU (Round)	1102-06-81-1	1102-06-81-2	1102-06-81-4			
	600 kgs (1320 lbs)	EQPU (Flat)	1102-06-81-1	1102-06-81-2	1102-06-81-4			
150mm x 45.5mm (6"x1-13/16")	260 kgs (570 lbs)	Rubber on Cast	1102-06-03-1	1102-06-03-2	1102-06-03-4	Ball Bearing	238mm (9-3/8")	Swivel 154mm Swivel W/AK Lock Brake 179mm
150mm x 50mm (6" x 2")	450 kgs (990 lbs)	PU on AL Core (Flat)	1102-06(50)-108-1	1102-06(50)-108-2	1102-06(50)-108-4			
	500 kgs (1100 lbs)	QPU on AL Core (Flat)	1102-06(50)-87-1	1102-06(50)-87-2	1102-06(50)-87-4			
150mm x 51mm	550 kgs (1210 lbs)	ZQPU (Dual Wheels)	1102-06-101-1	1102-06-101-2	1102-06-101-4			
180mm x 44mm (7" x 1-3/4")	450 kgs (990 lbs)	PU on AL Core (Round)	1102-07-108-1	1102-07-108-2	1102-07-108-4	Ball Bearing	244.5mm (9-5/8")	Swivel 159mm
	600 kgs (1320 lbs)	QPU on AL Core (Round)	1102-07-87-1	1102-07-87-2	1102-07-87-4			
180mm x 50mm (7" x 2")	450 kgs (990 lbs)	PU on Cast	1102-07-33-1	1102-07-33-2	1102-07-33-4			
	600 kgs (1320 lbs)	QPU(Round)	1102-07-80-1	1102-07-80-2	1102-07-80-4			
	650 kgs (1430 lbs)	VPU (Round)	1102-07-82-1	1102-07-82-2	1102-07-82-4			
	650 kgs (1430 lbs)	VXPU on Iron Core (Round)	1102-07-91-1	1102-07-91-2	1102-07-91-4			
	650 kgs (1430 lbs)	VQPU (Round Shape)	1102-07-83-1	1102-07-83-2	1102-07-83-4			
193mm x 46mm (7-3/5"x1-13/16")	300 kgs (660 lbs)	Rubber on Cast	1102-08-03-1	1102-08-03-2	—	Ball Bearing	244.5mm (9-5/8")	Swivel 159mm
200mm x 44mm (8"x1-3/4")	350 kgs (770 lbs)	NBR Rubber on Cast	1102-08-04-1	1102-08-04-2	1102-08-04-4	Ball Bearing	248mm (9-3/4")	Swivel 164mm Swivel W/AK Lock Brake 184mm
	350 kgs (770 lbs)	Non-marking Rubber on Cast	1102-08-11-1	1102-08-11-2	1102-08-11-4			
	350 kgs (770 lbs)	Non-marking NBR Rubber on Cast	1102-08-90-1	1102-08-90-2	1102-08-90-4			
	400 kgs (880 lbs)	Recilent rubber on AL Core	1102-08-89-1	1102-08-89-2	1102-08-89-4			
200mm x 45.5mm (8"x1-13/16")	550 kgs (1200 lbs)	Cast Iron	1102-08-14-1	1102-08-14-2	1102-08-14-4			

 Diameter×Width	 Load	 Material	Item No.			 Bearing	 Overall Height	 Swivel radius
			Fixed	Swivel	Brake			
200mm x 50mm (8" x 2")	450 kgs (990 lbs)	PU on Cast	1102-08-33-1	1102-08-33-2	1102-08-33-4	Ball Bearing	248mm (9-3/4")	Swivel 164mm Swivel W/AK Lock Brake 184mm
	450 kgs (990 lbs)	Nylon	1102-08-07-1	1102-08-07-2	1102-08-07-4			
	750 kgs (1650 lbs)	PU on Cast (2050A/2050B)	1102-08-62-1	1102-08-62-2	1102-08-62-4			
	400 kgs (880 lbs)	CPD	1102-08-49-1	1102-08-49-2	1102-08-49-4			
	450 kgs (990 lbs)	WMRC	1102-08-45-1	1102-08-45-2	1102-08-45-4			
	500 kgs (1100 lbs)	PU on AL Core (Round)	1102-08-108-1	1102-08-108-2	1102-08-108-4			
	550 kgs (1200 lbs)	PU on AL Core (Flat)	1102-08-108-1	1102-08-108-2	1102-08-108-4			
	650 kgs (1430 lbs)	QPU on AL Core (Round)	1102-08-87-1	1102-08-87-2	1102-08-87-4			
	700 kgs (1540 lbs)	QPU on AL Core (Flat)	1102-08-87-1	1102-08-87-2	1102-08-87-4			
	670 kgs (1475 lbs)	QPU (Round)	1102-08-80-1	1102-08-80-2	1102-08-80-4			
	720 kgs (1580 lbs)	QPU (Flat)	1102-08-80-1	1102-08-80-2	1102-08-80-4			
	670 kgs (1475 lbs)	VPU (Round)	1102-08-82-1	1102-08-82-2	1102-08-82-4			
	800 kgs (1760 lbs)	VQPU (Round)	1102-08-83-1	1102-08-83-2	1102-08-83-4			
	1100 kgs (2420 lbs)	VXPU on Iron Core (Round)	1102-08-91-1	1102-08-91-2	1102-08-91-4			
	650 kgs (1430 lbs)	EPU (Round Shape)	1102-08-78-1	1102-08-78-2	1102-08-78-4			
	700 kgs (1540 lbs)	EPU (Flat Shape)	1102-08-78-1	1102-08-78-2	1102-08-78-4			
	750 kgs (1650 lbs)	EQPU (Round Shape)	1102-08-81-1	1102-08-81-2	1102-08-81-4			
	800 kgs (1760 lbs)	EQPU (Flat Shape)	1102-08-81-1	1102-08-81-2	1102-08-81-4			
200mm x 51mm (8" x 2")	650 kgs (1430 lbs)	ZQPU (Dual Wheels)	1102-08-101-1	1102-06-101-2	1102-06-101-4			



 Diameter×Width	 Load	 Material	Item No.			 Bearing	 Overall Height	 Swivel radius
			Fixed	Swivel	Brake			
250mm x 50mm (10" x 2")	400 kgs (880 lbs)	NBR Rubber on Cast	1102-10-04-1	1102-10-04-2	1102-10-04-4	Ball Bearing	305mm (12")	Swivel 175.5 mm Swivel W/AK Lock Brake 187mm
	400 kgs (880 lbs)	Non-marking Rubber on Cast	1102-10-11-1	1102-10-11-2	1102-10-11-4			
	600 kgs (1320 lbs)	PU on Cast	1102-10-33-1	1102-10-33-2	1102-10-33-4			
	800 kgs (1760 lbs)	Nylon	1102-10-07-1	1102-10-07-2	1102-10-07-4			
250mm x 62mm (10"x2-7/16")	400 kgs (880 lbs)	NBR Rubber on Cast	1102-10(62)-04-1	1102-10(62)-04-2	1102-10(62)-04-4	Ball Bearing	305mm (12")	Swivel 175.5 mm Swivel W/AK Lock Brake 187mm
	400 kgs (880 lbs)	Non-marking Rubber on Cast	1102-10(62)-11-1	1102-10(62)-11-2	1102-10(62)-11-4			
	600 kgs (1320 lbs)	PU on Cast	1102-10-33-1	1102-10-33-2	1102-10-33-4			
	400 kgs (880 lbs)	Non-marking NBR Rubber on Cast	1102-10-90-1	1102-10-90-2	1102-10-90-4			
	900 kgs (1980 lbs)	QPU (Round)	1102-10-80-1	1102-10-80-2	1102-10-80-4			
	900 kgs (1980 lbs)	QPU (Flat)	1102-10-80-1	1102-10-80-2	1102-10-80-4			
	1000 kgs (2200 lbs)	VPU (Round)	1102-10-82-1	1102-10-82-2	1102-10-82-4			
	1200 kgs (2640 lbs)	VQPU (Round)	1102-10-83-1	1102-10-83-2	1102-10-83-4			
	1500 kgs (3300 lbs)	XPU on Iron Core	1102-10-91-1	1102-10-91-2	1102-10-91-4			
300mm x 76mm (12" x 3")	650 kgs (1430 lbs)	NBR Rubber on Cast	1102-12-04-1	1102-12-04-2	—	Ball Bearing	352mm (13-27/32")	Swivel 222 mm
	550 kgs (1200 lbs)	Non-marking NBR Rubber on Cast	1102-12-90-1	1102-12-90-2	—			
300mm x 90mm (12"x3-17/32")	1250 kgs (2750 lbs)	VPU (Round)	1102-12-82-1	1102-12-82-2	—	Ball Bearing	352mm (13-27/32")	Swivel 222 mm
	1500 kgs (3300 lbs)	VPU (Flat)	1102-12-82-1	1102-12-82-2	—			
	1500 kgs (3300 lbs)	VQPU (Round)	1102-12-83-1	1102-12-83-2	—			
	1800 kgs (3960 lbs)	VQPU (Flat)	1102-12-83-1	1102-12-83-2	—			
	2000 kgs (4400 lbs)	VXPU on Iron Core(Round)	1102-12-91-1	1102-12-91-2	—			
	2500 kgs (5500 lbs)	VXPU on Iron Core(Flat)	1102-12-91-1	1102-12-91-2	—			
305mm x 70mm (12"x2-3/4")	1000 kgs (2200 lbs)	PU on Cast	1102-12-33-1	1102-12-33-2	—	Ball Bearing	354.5mm (13-31/32")	Swivel 224 mm
	1250 kgs (2750 lbs)	QPU (Flat)	1102-12-80-1	1102-12-80-2	—			