



1150 Series 中型

50系列(歐規腳架系列)

Medium Duty General Purposes Caster (European Style)

- 歐規底板，腳架採特別結構設計，荷重高、轉動靈活，雙煞制動，適用於中、輕型台車。
- Pressed steel caster horn/ housing design for European market. Swivel easily with high performance total lock brake, suitable for medium and light duty logistic equipment.

載重 Load
80-250 kg



特色區 Features



雙煞
Total Lock Brack



波盤防塵圈
Swivel Dust Cover



滾珠軸承
Ball Bearing

滾針軸承
Roller Bearing

輪子選項 Wheel Options

高科技耐磨聚氨酯 PU on PP Core	超級人造膠 (514) TPR on PP Core	全效輪 (514) Resolute	WHDR輪 WHDR	導電輪 E-Conductive	超級人造膠 (515) TPR on PP Core	全效輪 (515) Resolute	鋁芯AQPU QPU on AL Core
W全效輪 W Resolute	W超級人造膠 WPPR	WPP輪 WPP	WMRC輪 WMRC	CPD輪 CPD	藍色彈力輪 Blue Resilient Rubber Wheel	三明治輪 Sandwich Wheel	耐高溫輪 Hi-temp








底板規格 TOP PLATE SIZE AND BOLT HOLE SPACING

編號 Suffix	底板尺寸 Top Plate Size	底板孔距 Bolt Hole Spacing	安裝尼帽尺寸 Attaching Bolt Size
1	80 x 105 mm (3-1/2" x 4-1/8")	60x80 mm(歐規孔距) 2-3/8"x3-1/8"(European Plate)	8 mm (5/16")

空鉚規格 SINGLE BOLT HOLE

編號 Suffix	孔徑 Centre Hole	編號 Suffix	孔徑 Centre Hole
1	10.5mm	2	12.5mm



 輪徑×輪寬 Diameter×Width	 載重 Load	 材質 Material	 型號 Item No.			 軸承 Bearing	 總高 Overall Height	 迴旋半徑 Swivel radius
			固定 Fixed	活動 Swivel	剎車 Brake			
100mmx32mm (4"x1-1/4")	120kgs (265lbs)	高科技耐磨聚氨酯 PU on PP Core	1150-04-31-1	1150-04-31-2	1150-04-31-4	滾珠 Ball Bearing	128mm (5-1/16")	活動 90mm 剎車 115mm Swivel 90mm Swivel W/Brake 115mm
	100kgs (220lbs)	超級人造膠 TPR on PP Core	1150-04-75-1	1150-04-75-2	1150-04-75-4			
	125kgs (275lbs)	全效輪 Resolute	1150-04-68-1	1150-04-68-2	1150-04-68-4			
	80kgs (176lbs)	導電輪 E-Conductive	1150-04-17-1	1150-04-17-2	1150-04-17-4			
	180kgs (400lbs)	WHDR輪 WHDR	1150-04-66-1	1150-04-66-2	1150-04-66-4			
	135kgs (300lbs)	W全效輪 W Resolute	1150-04-48-1	1150-04-48-2	1150-04-48-4			
	100kgs (220lbs)	W超級人造膠 WPPR	1150-04-47-1	1150-04-47-2	1150-04-47-4			
	130kgs (285lbs)	WPP輪 WPP	1150-04-46-1	1150-04-46-2	1150-04-46-4			
	180kgs (396lbs)	WMRC輪 WMRC	1150-04-45-1	1150-04-45-2	1150-04-45-4			
	230kgs (506lbs)	鋁芯QPU QPU on AL Core	1150-04-87-1	1150-04-87-2	1150-04-87-4			
	135kgs (300lbs)	耐高溫輪 Hi-temp	1150-04-25-1	1150-04-25-2	1150-04-25-4			
100mmx36mm (4"x1-1/2")	160kgs (352lbs)	CPD輪 CPD	1150-04-71-1	1150-04-71-2	1150-04-71-4	滾珠 Ball Bearing	128mm (5-1/16")	活動 90mm 剎車 115mm Swivel 90mm Swivel W/Brake 115mm
	160kgs (352lbs)	藍色彈力輪 Blue Resilient Rubber Wheel	1150-04-50-1	1150-04-50-2	1150-04-50-4			
	140kgs (308lbs)	超級人造膠 TPR on PP Core	1150-04-77-1	1150-04-77-2	1150-04-77-4			
	160kgs (352lbs)	全效輪 Resolute	1150-04-76-1	1150-04-76-2	1150-04-76-4			
	250kgs (550lbs)	鋁芯QPU QPU on AL Core	1150-04-87-1	1150-04-87-2	1150-04-87-4			
	200kgs (440lbs)	三明治輪 Sandwich Wheel	1150-04-40-1	1150-04-40-2	1150-04-40-4			
100mm x 40 mm (4" x 1-3/5")	250kgs (550lbs)	鋁芯QPU QPU on AL Core	1150-04-87-1	1150-04-87-2	1150-04-87-4	滾珠 Ball Bearing	128mm (5-1/16")	活動 90mm 剎車 115mm Swivel 90mm Swivel W/Brake 115mm
125mmx32mm (5"x1-1/4")	130kgs (285lbs)	高科技耐磨聚氨酯 PU on PP Core	1150-05-31-1	1150-05-31-2	1150-05-31-4	滾珠 Ball Bearing	155mm (6-1/8")	活動102.5mm 剎車 115mm Swivel 102.5mm Swivel W/Brake 115mm
	110kgs (240lbs)	超級人造膠 TPR on PP Core	1150-05-75-1	1150-05-75-2	1150-05-75-4			
	147kgs (325lbs)	全效輪 Resolute	1150-05-68-1	1150-05-68-2	1150-05-68-4			
	90kgs (198lbs)	導電輪 E-Conductive	1150-05-17-1	1150-05-17-2	1150-05-17-4			
	200kgs (440lbs)	WHDR輪 WHDR	1150-05-66-1	1150-05-66-2	1150-05-66-4			
	147kgs (325lbs)	W全效輪 W Resolute	1150-05-48-1	1150-05-48-2	1150-05-48-4			
	110kgs (240lbs)	W超級人造膠 WPPR	1150-05-47-1	1150-05-47-2	1150-05-47-4			
	150kgs (330lbs)	WPP輪 WPP	1150-05-46-1	1150-05-46-2	1150-05-46-4			
	200kgs (440lbs)	WMRC輪 WMRC	1150-05-45-1	1150-05-45-2	1150-05-45-4			
	250kgs (550lbs)	鋁芯QPU QPU on AL Core	1150-05-87-1	1150-05-87-2	1150-05-87-4			
125mmx36mm (5"x1-1/2")	200kgs (440lbs)	CPD輪 CPD	1150-05-71-1	1150-05-71-2	1150-05-71-4	滾珠 Ball Bearing	155mm (6-1/8")	活動102.5mm 剎車 115mm Swivel 102.5mm Swivel W/Brake 115mm
	250kgs (550lbs)	藍色彈力輪 Blue Resilient Rubber Wheel	1150-05-50-1	1150-05-50-2	1150-05-50-4			
	160kgs (352lbs)	超級人造膠 TPR on PP Core	1150-05-77-1	1150-05-77-2	1150-05-77-4			
	180kgs (400lbs)	全效輪 Resolute	1150-05-76-1	1150-05-76-2	1150-05-76-4			
	250kgs (550lbs)	三明治輪 Sandwich Wheel	1150-05-40-1	1150-05-40-2	1150-05-40-4			
125mm x 40 mm (5" x 1-3/5")	250kgs (550lbs)	鋁芯QPU QPU on AL Core	1150-05-87-1	1150-05-87-2	1150-05-87-4	滾珠 Ball Bearing	155mm (6-1/8")	活動102.5mm 剎車 115mm Swivel 102.5mm Swivel W/Brake 115mm