



# 1124 Series 重型

## DF型系列

1-1/2" Wide General Purposes Caster (American Style)

載重 Load  
140-400 kg

- 高負載且旋轉靈活，普遍適用於一般工廠搬運，另可附防塵蓋，屬得勝專利產品，可以有效防止腳輪因灰塵或纏絲而無法轉動，提高腳輪使用壽命。
- Swivel easily under heavy load, for workshop carts. Patented thread guards prevent swivel failure caused by build-up of strings between the wheel and fork legs, as well as the dust in the wheel bearing.



### ▶ 特色區 Features



側剎  
Side Lock Brake



中剎  
Center Lock Brake



輪子可附防塵蓋  
Thread guard



PU輪面可以變化硬度  
Different PU tread hardness available

### ▶ 輪子選項 Wheel Options



鐵芯NBR橡膠輪  
NBR Rubber on Cast



鐵芯聚氨酯  
PU on Cast



三星輪  
Rubber on Cast



環保NBR橡膠輪  
Non-marking  
Rubber on Cast



W全效輪  
W Resolute



WCPD輪  
WCPD



QPU輪  
QPU



尼龍輪  
Nylon



銑輪  
Cast Iron



CPD輪  
CPD



風硬全效輪  
Resolute



WMRC輪  
WMRC



EPU輪  
EPU



EQPU輪  
EQPU



鋁芯AQP  
QPU on AL Core



金鋼輪  
King Kong Wheel



滾珠軸承  
Ball Bearing

### ▶ 底板規格 TOP PLATE SIZE AND BOLT HOLE SPACING








編號 Suffix	底板尺寸 Top Plate Size	底板孔距 Bolt Hole Spacing	安裝尼帽尺寸 Attaching Bolt Size
1	100 x 115 mm (4"x 4-1/2")	70 x 85 mm (2-5/8"~3"x3"~3-5/8")	9.5 mm (3/8")
2	108 x 84 mm (4-1/4"x 3-5/16")	87.5 x 63.5 mm (3-7/16x 2-1/2")	M8 (5/16")
3	115 x 159 mm (4-1/2"x 6-1/4")	75 x 130 mm (2-7/16"~3-3/8" x4-15/16"~5-1/4")	12.7 mm (1/2")



輪徑×輪寬 Diameter×Width	載重 Load	材質 Material	型號 Item No.			軸承 Bearing	總高 Overall Height	迴旋半徑 Swivel radius
			固定 Fixed	活動 Swivel	剎車 Brake			
50mm x 45mm (2" x 1-3/4")	* 275 kgs(606 lbs)	金剛輪 King Kong Wheel	11240200711013	11240200712013	—	滾珠 Ball Bearing	82mm (3-1/4")	活動 51mm (2") Swivel 51mm (2")
93mm x 28mm (3-21/32" x 1-3/32")	175 kgs(385 lbs)	銑輪 Cast Iron	1124-04-14-1	1124-04-14-2	—	滾珠 Ball Bearing	138.5mm	活動 71.5mm (2") Swivel 71.5mm
100mm x 32mm (4" x 1-1/4")	200 kgs(440 lbs)	尼龍輪 Nylon	1124-04-07-1	1124-04-07-2	1124-04-07-4	滾珠 Ball Bearing	142mm (5-5/8")	活動 75mm 側煞 75mm 中煞 115mm Swivel 75mm Swivel W/Side Brake 75mm Swivel W/Center lock 115mm
	150 kgs(330 lbs)	CPD輪 CPD	1124-04-49-1	1124-04-49-2	1124-04-49-4			
100mm x 34mm (4" x 1-1/3")	200 kgs(440 lbs)	鐵芯聚氨酯 PU on Cast	1124-04-33-1	1124-04-33-2	1124-04-33-4			
	300 kgs(660 lbs)	QPU輪 QPU	1124-04-80-1	1124-04-80-2	1124-04-80-4			
	150 kgs(330 lbs)	鐵芯NBR橡膠輪 NBR Rubber on Cast	1124-04-04-1	1124-04-04-2	1124-04-04-4			
	150 kgs(330 lbs)	環保NBR橡膠輪 Non-marking Rubber on Cast	1124-04-11-1	1124-04-11-2	1124-04-11-4			
100mm x 35mm (4" x 1-1/8")	150 kgs(330 lbs)	三星輪 Rubber on Cast	1124-04-03-1	1124-04-03-2	1124-04-03-4			
100mm x 36mm (4" x 1-7/16")	325 kgs(715 lbs)	鋁芯AQP(圓弧) QPU on AL Core (Round)	1124-04-87-1	1124-04-87-2	1124-04-87-4			
100mm x 37.5mm (4" x 1-1/2")	140 kgs(308 lbs)	W全效輪 W Resolute	1124-04-64-1	1124-04-64-2	1124-04-64-4			
100mm x 40mm (4" x 1-9/16")	350 kgs(770 lbs)	鋁芯AQP(圓弧) QPU on AL Core (Round)	1124-04(40)-87-1	1124-04(40)-87-2	1124-04(40)-87-4			
122mm x 36mm (4-13/16" x 1-7/16")	250 kgs(550 lbs)	銑輪 Cast Iron	1124-05-14-1	1124-05-14-2	—	滾珠 Ball Bearing	165.5mm	活動 91.5mm Swivel 91.5mm
125mm x 37.5mm (5" x 1-1/2")	250 kgs(550 lbs)	W全效輪 W Resolute	1124-05-64-1	1124-05-64-2	1124-05-64-4	滾珠 Ball Bearing	167mm (6-1/2")	活動 93mm 側煞 93mm 中煞 112mm Swivel 93mm Swivel W/Side Brake 93mm Swivel W/Center lock 112mm
125mm x 40mm (5" x 1-9/16")	250 kgs(550 lbs)	鐵芯聚氨酯 PU on Cast	1124-05-33-1	1124-05-33-2	1124-05-33-4			
	350 kgs(770 lbs)	QPU輪 QPU	1124-05-80-1	1124-05-80-2	1124-05-80-4			
	350 kgs(770 lbs)	鋁芯AQP(圓弧) QPU on AL Core (Round)	1124-05-87-1	1124-05-87-2	1124-05-87-4			
	250 kgs(550 lbs)	EPU輪 EPU	1124-05-78-1	1124-05-78-2	1124-05-78-4			
	300 kgs(660 lbs)	EQPU輪 EQPU	1124-05-81-1	1124-05-81-2	1124-05-81-4			
	200 kgs(440 lbs)	三星輪 Rubber on Cast	1124-05-03-1	1124-05-03-2	1124-05-03-4			
	200 kgs(440 lbs)	鐵芯NBR橡膠輪 NBR Rubber on Cast	1124-05-04-1	1124-05-04-2	1124-05-04-4			
	200 kgs(440 lbs)	環保NBR橡膠輪 Non-marking Rubber on Cast	1124-05-11-1	1124-05-11-2	1124-05-11-4			
125mm x 41mm (5" x 1-5/8")	250 kgs(550 lbs)	尼龍輪 Nylon	1124-05-07-1	1124-05-07-2	1124-05-07-4			
	200 kgs(440 lbs)	CPD輪 CPD	1124-05-49-1	1124-05-49-2	1124-05-49-4			
138mm x 42mm (5-7/16" x 1-5/8")	300 kgs(660 lbs)	銑輪 Cast Iron	1124-06-14-1	1124-06-14-2	—	滾珠 Ball Bearing	184mm	活動 104mm Swivel 104mm
150mm x 37.5mm (6" x 1-1/2")	180 kgs(396 lbs)	W全效輪 W Resolute	1124-06-64-1	1124-06-64-2	1124-06-64-4	滾珠 Ball Bearing	190mm (7-1/2")	活動 110mm 側煞 110mm 中煞 160mm Swivel 110mm Swivel W/Side Brake 110mm Swivel W/Center lock 160mm
150mm x 40mm (6" x 1-9/16")	250 kgs(550 lbs)	鐵芯NBR橡膠輪 NBR Rubber on Cast	1124-06-04-1	1124-06-04-2	1124-06-04-4			
	250 kgs(550 lbs)	環保NBR橡膠輪 Non-marking Rubber on Cast	1124-06-11-1	1124-06-11-2	1124-06-11-4			
	350 kgs(770 lbs)	尼龍輪 Nylon	1124-06-07-1	1124-06-07-2	1124-06-07-4			
	250 kgs(550 lbs)	CPD輪 CPD	1124-06-49-1	1124-06-49-2	1124-06-49-4			
	350 kgs(770 lbs)	WMRC輪 WMRC	1124-06-45-1	1124-06-45-2	1124-06-45-4			
250 kgs(550 lbs)	WCPD輪 WCPD	1124-06-79-1	1124-06-79-2	1124-06-79-4				

\* 50mm x 45mm (2" x 1-3/4") Static load capacity:550kg (1212.5 lbs)



 輪徑×輪寬 Diameter×Width	 載重 Load	 材質 Material	 型號 Item No.			 軸承 Bearing	 總高 Overall Height	 迴旋半徑 Swivel radius
			固定 Fixed	活動 Swivel	剎車 Brake			
150mm x 42mm (6" x 1-5/8")	350 kgs(770 lbs)	鑄芯聚氨酯 PU on Cast	1124-06-33-1	1124-06-33-2	1124-06-33-4	滾珠 Ball Bearing	190mm (7-1/2")	活動 110mm 側煞 110mm 中煞 160mm Swivel 110mm Swivel W/Side Brake 110mm Swivel W/Center lock 160mm
	400 kgs(880 lbs)	QPU輪 QPU	1124-06-80-1	1124-06-80-2	1124-06-80-4			
	350 kgs(770 lbs)	EPU輪 EPU	1124-06-78-1	1124-06-78-2	1124-06-78-4			
	400 kgs(880 lbs)	EQPU輪 EQPU	1124-06-81-1	1124-06-81-2	1124-06-81-4			
	400 kgs(880 lbs)	鋁芯AQPU(圓弧) QPU on AL Core (Round)	1124-06-87-1	1124-06-87-2	1124-06-87-4			
150mm x 45.5mm (6" x 1-13/16")	220 kgs(485 lbs)	三星輪 Rubber on Cast	1124-06-03-1	1124-06-03-2	1124-06-03-4			
200mm x 44mm (8" x 1-3/4")	300 kgs(660 lbs)	鑄芯NBR橡膠輪 NBR Rubber on Cast	1124-08-04-1	1124-08-04-2	1124-08-04-4			
	300 kgs(660 lbs)	環保NBR橡膠輪 Non-marking Rubber on Cast	1124-08-11-1	1124-08-11-2	1124-08-11-4			
200mm x 45mm (8" x 1-13/16")	350 kgs(770 lbs)	銑輪 Cast Iron	1124-08-14-1	1124-08-14-2	1124-08-14-4			
200mm x 50mm (8" x 2")	400 kgs(880 lbs)	鑄芯聚氨酯 PU on Cast	1124-08-33-1	1124-08-33-2	1124-08-33-4	滾珠 Ball Bearing	240mm (9-1/2")	活動 145mm 側煞 145mm 中煞 162.5mm Swivel 145mm Swivel W/Side Brake 145mm Swivel W/Center lock 162.5mm
	400 kgs(880 lbs)	QPU輪 QPU	1124-08-80-1	1124-08-80-2	1124-08-80-4			
	400 kgs(880 lbs)	EPU輪 EPU	1124-08-78-1	1124-08-78-2	1124-08-78-4			
	400 kgs(880 lbs)	EQPU輪 EQPU	1124-08-81-1	1124-08-81-2	1124-08-81-4			
	260 kgs(570 lbs)	三星輪 Rubber on Cast	1124-08-03-1	1124-08-03-2	1124-08-03-4			
	300 kgs(660 lbs)	鑄芯NBR橡膠輪 NBR Rubber on Cast	1124-08-04-1	1124-08-04-2	1124-08-04-4			
	300 kgs(660 lbs)	環保NBR橡膠輪 Non-marking Rubber on Cast	1124-08-11-1	1124-08-11-2	1124-08-11-4			
	400 kgs(880 lbs)	尼龍輪 Nylon	1124-08-07-1	1124-08-07-2	1124-08-07-4			
	300 kgs(660 lbs)	CPD輪 CPD	1124-08-49-1	1124-08-49-2	1124-08-49-4			
	180 kgs(396 lbs)	風硬全效輪 Resolute	1124-08-53-1	1124-08-53-2	1124-08-53-4			
	400 kgs(880 lbs)	WMRC輪 WMRC	1124-08-45-1	1124-08-45-2	1124-08-45-4			
	300 kgs(660 lbs)	WCPD輪 WCPD	1124-08-79-1	1124-08-79-2	1124-08-79-4			
	400 kgs(880 lbs)	鋁芯AQPU(圓弧) QPU on AL Core (Round)	1124-08-87-1	1124-08-87-2	1124-08-87-4			
	400 kgs(880 lbs)	鋁芯AQPU(平面) QPU on AL Core (Flat)	1124-08-87-1	1124-08-87-2	1124-08-87-4			