



# 1121 Series

## Double Raceway, Light Duty Caster (Japanese Style)

- Light-duty, economical choice, for display racks, etc.

Load  
25-90 kg



### » Features



Axle Lock Brake



Total Lock

### » Wheel Options



Nylon



Rubber



PP



TPR on PP Core



Plain Bearing

### » TOP PLATE SIZE AND BOLT HOLE SPACING

Caster Size	Top Plate Size	Bolt Hole Spacing	Attaching Bolt Size
1-1/2"	31 x 51mm (1-7/32" x 2")	20 x 40mm (13/16" x 1-9/16")	5mm (3/16")
2"	42 x 70mm (1-5/8" x 2-3/4")	28 x 56mm (1-1/8" x 2-3/16")	6mm (7/32")
2-1/2"	42 x 70mm (1-5/8" x 2-3/4")	28 x 56mm (1-1/8" x 2-3/16")	6mm (7/32")
3"	42 x 70mm (1-5/8" x 2-3/4")	28 x 56mm (1-1/8" x 2-3/16")	6mm (7/32")
4"	58 x 100mm (2-9/32" x 3-15/16")	40 x 82mm (1-9/16" x 3-7/32")	8mm (5/16")
5"	58 x 100mm (2-9/32" x 3-15/16")	40 x 82mm (1-9/16" x 3-7/32")	8mm (5/16")










### ▶▶ THREADED STEM SPECIFICATION

Suffix	Threaded Size	Suffix	Threaded Size	Suffix	Threaded Size
1-1/2"~3" casters	M8 x 15mm	1-1/2"~3" casters	3/8-16UNC x 15mm	1-1/2"~3" casters	M10 x 15mm
1-1/2"~3" casters	M10 x 25mm	1-1/2"~3" casters	M10 x 30mm	4"~5"	1/2-12UNC x 29mm
4"~5"	M12 x 29mm				

### ▶▶ CYLINDRICAL STEM SPECIFICATION

Suffix	Diameter x Length	Hole Height	Bore Size
1-1/2"~3" casters	11X22mm	—	Grip Ring

 Diameter×Width	 Load	 Material	 Item No.			 Bearing	 Overall Height	 Swivel radius
			Fixed	Swivel	Brake			
38mm x 22mm (1-1/2" x 7/8")	30 kgs (66 lbs)	Nylon	1121-15-07-1	1121-15-07-2	1121-15-07-4	Plain Bearing	58mm (2-5/16")	Swivel 39mm Swivel W/Side Brake 45mm
	25 kgs (55 lbs)	Rubber	1121-15-06-1	1121-15-06-2	1121-15-06-4			
	25 kgs (55 lbs)	PP	1121-15-29-1	1121-15-29-2	1121-15-29-4			
50mm x 20mm (2" x 13/16")	35 kgs (77 lbs)	TPR on PP Core	1121-02-94-1	1121-02-94-2	1121-02-94-4	Ball Bearing	65mm (2-9/16")	Swivel 50mm Swivel W/Side Brake 51mm
50mm x 22mm (2" x 7/8")	40 kgs (88 lbs)	Nylon	1121-02-07-1	1121-02-07-2	1121-02-07-4	Plain Bearing	65mm (2-9/16")	Swivel 50mm Swivel W/Side Brake 51mm
	35 kgs (77 lbs)	Rubber	1121-02-06-1	1121-02-06-2	1121-02-06-4			
	35 kgs (77 lbs)	PP	1121-02-29-1	1121-02-29-2	1121-02-29-4			
	35 kgs (77 lbs)	Resolute wheel	1121-02-68-1	1121-02-68-2	1121-02-68-4			
63mm x 22mm (2-1/2" x 7/8")	40 kgs(88 lbs)	Rubber	1121-25-06-1	1121-25-06-2	1121-25-06-4	Plain Bearing	82mm (3-7/32")	Swivel 64mm Swivel W/Side Brake 64mm
75mm x 22mm (3" x 7/8")	50 kgs (110 lbs)	Rubber	1121-03-06-1	1121-03-06-2	1121-03-06-4	Plain Bearing	93.5mm (3-5/8")	Swivel 72mm Swivel W/Side Brake 72mm
100mm x 25mm (4" x 1")	70 kgs (154 lbs)	Rubber	1121-04-06-1	1121-04-06-2	1121-04-06-4	Plain Bearing	126mm (5")	Swivel 83mm Swivel W/Side Brake 83mm Total lock 106mm
125mm x 25mm (5" x 1")	90 kgs (198 lbs)	Rubber	1121-05-06-1	1121-05-06-2	1121-05-06-4	Plain Bearing	149mm (5-7/8")	Swivel 101mm Swivel W/Side Brake 101mm Total lock 106mm