



1116-55-MJ Series

Medium Duty Stainless Steel Caster (Japanese Style)

- Stainless steel housing is of high temperature resistant and corrosion/rust resistant, ideal for textile industry, chemical industry, food processing industry and bakery.

Load
140-180kg



» Features



Total Lock Brake



Swivel Dust Cover

» Wheel Options



QPU on AL Core



Rubber on AL Core



Recilent rubber on AL Core



Nylon



W Resolute









Ball Bearing

Plain Bearing

» TOP PLATE SIZE AND BOLT HOLE SPACING

Suffix	Top Plate Size	Bolt Hole Spacing	Attaching Bolt Size
1	92 x 92 mm (3-5/8"x 3-5/8")	70 x 70 mm (2-3/4"x 2-3/4")	8mm (5/16")



 Diameter×Width	 Load	 Material	 Item No.			 Bearing	 Overall Height	 Swivel radius
			Fixed	Swivel	Brake			
100mm x 32mm (4" x 1-1/4")	160 kgs(352 lbs)	Nylon	1106-MJ-04-07-1	1106-MJ-04-07-2	1106-MJ-04-07-4 (Total lock)	Ball Bearing	134.5mm (5-1/4")	Swivel 92mm Swivel W/Total Lock Brake 117mm
	160 kgs(352 lbs)				1106-MJ-04-89-4 (Total lock)	Plain Bearing		
	140 kgs(308 lbs)	Recilent rubber on AL Core	1106-MJ-04-89-1	1106-MJ-04-89-2	1106-MJ-04-87-4 (Total lock)	Ball Bearing		
	140 kgs(308 lbs)	QPU on AL Core	1106-MJ-04-87-1	1106-MJ-04-87-2	1106-MJ-04-87-4 (Total lock)			
100mm x 36mm (4" x 1-7/16")	140 kgs(308 lbs)	W Resolute Wheel	1106-MJ-04(36)-64-1	1106-MJ-04(36)-64-2	1106-MJ-04(36)-64-4 (Total lock)	Ball Bearing	134.5mm (5-1/4")	Swivel 92mm Swivel W/Total Lock Brake 117mm
	160 kgs(352 lbs)	QPU on AL Core	1106-MJ-04(36)-87-1	1106-MJ-04(36)-87-2	1106-MJ-04(36)-87-4 (Total lock)			
100mm x 40mm (4" x 1-9/16")	160 kgs(352 lbs)	QPU on AL Core	1106-MJ-04(40)-87-1	1106-MJ-04(40)-87-2	1106-MJ-04(40)-87-4 (Total lock)	Ball Bearing	134.5mm (5-1/4")	Swivel 92mm Swivel W/Total Lock Brake 117mm
	160 kgs(352 lbs)	Recilent rubber on AL Core	1106-MJ-04(40)-89-1	1106-MJ-04(40)-89-2	1106-MJ-04(40)-89-4 (Total lock)			
	160 kgs(352 lbs)	Rubber on AL Core	1106-MJ-04(40)-22-1	1106-MJ-04(40)-22-2	1106-MJ-04(40)-22-4 (Total lock)			
125mm x 32mm (5" x 1-1/4")	160 kgs(352 lbs)	QPU on AL Core	1106-MJ-05-87-1	1106-MJ-05-87-2	1106-MJ-05-87-4 (Total lock)	Ball Bearing	158mm (6-1/4")	Swivel 102mm Swivel W/Total Lock Brake 117mm
	150 kgs(330 lbs)	Recilent rubber on AL Core	1106-MJ-05-89-1	1106-MJ-05-89-2	1106-MJ-05-89-4 (Total lock)			
125mm x 38mm (5" x 1-1/2")	160 kgs(352 lbs)	W Resolute Wheel	1106-MJ-05(38)-64-1	1106-MJ-05(38)-64-2	1106-MJ-05(38)-64-4 (Total lock)	Ball Bearing	158mm (6-1/4")	Swivel 102mm Swivel W/Total Lock Brake 117mm
	160 kgs(352 lbs)	Nylon	1106-MJ-05(38)-07-1	1106-MJ-05(38)-07-2	1106-MJ-05(38)-07-4 (Total lock)	Plain Bearing		
125mm x 40mm (5" x 1-9/16")	180 kgs(396 lbs)	Recilent rubber on AL Core	1106-MJ-05(40)-89-1	1106-MJ-05(40)-89-2	1106-MJ-05(40)-89-4 (Total lock)	Ball Bearing	158mm (6-1/4")	Swivel 102mm Swivel W/Total Lock Brake 117mm
	180 kgs(396 lbs)	Rubber on AL Core	1106-MJ-05(40)-22-1	1106-MJ-05(40)-22-2	1106-MJ-05(40)-22-4 (Total lock)			
	180 kgs(396 lbs)	QPU on AL Core	1106-MJ-05(40)-87-1	1106-MJ-05(40)-87-2	1106-MJ-05(40)-87-4 (Total lock)			
	180 kgs(396 lbs)	Nylon	1106-MJ-05(40)-07-1	1106-MJ-05(40)-07-2	1106-MJ-05(40)-07-4 (Total lock)			