



# 1150 Series 中型 50系列

- 欧规底板，脚架采特别结构设计，荷重高、转动灵活，双刹制动，适用于中、轻型台车。
- Pressed steel caster horn/ housing design for European market. Swivel easily with high performance total lock brake, suitable for medium and light duty logistic equipment.

载重 Load  
80-250 kg




## 特色区 Features



双刹  
Total Lock Brack



波盘防尘圈  
Swivel Dust Cover



滚珠轴承  
Ball Bearing

滚针轴承  
Roller Bearing

## 轮子选项 Wheel Options










## 底板规格 TOP PLATE SIZE AND BOLT HOLE SPACING

编号 Suffix	底板尺寸 Top Plate Size	底板孔距 Bolt Hole Spacing	安装尼帽尺寸 Attaching Bolt Size
1	80 x 105 mm (3-1/8" x 4-1/8")	60x80 mm(欧规孔距) 2-3/8"x3-1/8"(European Plate)	8 mm (5/16")

## 空铆规格 SINGLE BOLT HOLE

编号 Suffix	孔径 Centre Hole	编号 Suffix	孔径 Centre Hole
1	10.5mm	2	12.5mm



 轮径×轮宽 Diameter×Width	 载重 Load	 材质 Material	 型号 Item No.			 轴承 Bearing	 总高 Overall Height	 回旋半径 Swivel radius
			固定 Fixed	活动 Swivel	刹车 Brake			
100mmx32mm (4"x1-1/4")	120kgs (265lbs)	高科技耐磨聚氨酯 PU on PP Core	1150-04-31-1	1150-04-31-2	1150-04-31-4	滚珠 Ball Bearing	128mm (5-1/16")	活动 90mm 刹车 115mm  Swivel 90mm Swivel W/Brake 115mm
	100kgs (220lbs)	超级人造胶 TPR on PP Core	1150-04-75-1	1150-04-75-2	1150-04-75-4			
	125kgs (275lbs)	全效轮 Resolute	1150-04-68-1	1150-04-68-2	1150-04-68-4			
	80kgs (176lbs)	导电轮 E-Conductive	1150-04-17-1	1150-04-17-2	1150-04-17-4			
	180kgs (400lbs)	WHDR轮 WHDR	1150-04-66-1	1150-04-66-2	1150-04-66-4			
	135kgs (300lbs)	W全效轮 W Resolute	1150-04-48-1	1150-04-48-2	1150-04-48-4			
	100kgs (220lbs)	W超级人造胶 WPPR	1150-04-47-1	1150-04-47-2	1150-04-47-4			
	130kgs (285lbs)	WPP轮 WPP	1150-04-46-1	1150-04-46-2	1150-04-46-4			
	180kgs (396lbs)	WMRC轮 WMRC	1150-04-45-1	1150-04-45-2	1150-04-45-4			
	230kgs (506lbs)	铝芯QPU QPU on AL Core	1150-04-87-1	1150-04-87-2	1150-04-87-4			
135kgs (300lbs)	耐高温轮 Hi-temp	1150-04-25-1	1150-04-25-2	1150-04-25-4				
100mmx36mm (4"x1-1/2")	160kgs (352lbs)	CPD轮 CPD	1150-04-71-1	1150-04-71-2	1150-04-71-4	滚珠 Ball Bearing	128mm (5-1/16")	活动 90mm 刹车 115mm  Swivel 90mm Swivel W/Brake 115mm
	160kgs (352lbs)	蓝色弹力轮 Blue Resilient Rubber Wheel	1150-04-50-1	1150-04-50-2	1150-04-50-4			
	140kgs (308lbs)	超级人造胶 TPR on PP Core	1150-04-77-1	1150-04-77-2	1150-04-77-4			
	160kgs (352lbs)	全效轮 Resolute	1150-04-76-1	1150-04-76-2	1150-04-76-4			
	250kgs (550lbs)	铝芯QPU QPU on AL Core	1150-04-87-1	1150-04-87-2	1150-04-87-4			
	200kgs (440lbs)	三明治轮 Sandwich Wheel	1150-04-40-1	1150-04-40-2	1150-04-40-4			
	200kgs (440lbs)	三明治轮 Sandwich Wheel	1150-04-40-1	1150-04-40-2	1150-04-40-4			
100mm x 40 mm (4" x 1-3/5")	250kgs (550lbs)	铝芯QPU QPU on AL Core	1150-04-87-1	1150-04-87-2	1150-04-87-4	滚珠 Ball Bearing	128mm (5-1/16")	活动 90mm 刹车 115mm  Swivel 90mm Swivel W/Brake 115mm
125mmx32mm (5"x1-1/4")	130kgs (285lbs)	高科技耐磨聚氨酯 PU on PP Core	1150-05-31-1	1150-05-31-2	1150-05-31-4	滚珠 Ball Bearing	155mm (6-1/8")	活动102.5mm 刹车 115 mm  Swivel 102.5mm Swivel W/Brake 115mm
	110kgs (240lbs)	超级人造胶 TPR on PP Core	1150-05-75-1	1150-05-75-2	1150-05-75-4			
	147kgs (325lbs)	全效轮 Resolute	1150-05-68-1	1150-05-68-2	1150-05-68-4			
	90kgs (198lbs)	导电轮 E-Conductive	1150-05-17-1	1150-05-17-2	1150-05-17-4			
	200kgs (440lbs)	WHDR轮 WHDR	1150-05-66-1	1150-05-66-2	1150-05-66-4			
	147kgs (325lbs)	W全效轮 W Resolute	1150-05-48-1	1150-05-48-2	1150-05-48-4			
	110kgs (240lbs)	W超级人造胶 WPPR	1150-05-47-1	1150-05-47-2	1150-05-47-4			
	150kgs (330lbs)	WPP轮 WPP	1150-05-46-1	1150-05-46-2	1150-05-46-4			
	200kgs (440lbs)	WMRC轮 WMRC	1150-05-45-1	1150-05-45-2	1150-05-45-4			
	250kgs (550lbs)	铝芯QPU QPU on AL Core	1150-05-87-1	1150-05-87-2	1150-05-87-4			
125mmx36mm (5"x1-1/2")	200kgs (440lbs)	CPD轮 CPD	1150-05-71-1	1150-05-71-2	1150-05-71-4	滚珠 Ball Bearing	155mm (6-1/8")	活动102.5mm 刹车 115 mm  Swivel 102.5mm Swivel W/Brake 115mm
	250kgs (550lbs)	蓝色弹力轮 Blue Resilient Rubber Wheel	1150-05-50-1	1150-05-50-2	1150-05-50-4			
	160kgs (352lbs)	超级人造胶 TPR on PP Core	1150-05-77-1	1150-05-77-2	1150-05-77-4			
	180kgs (400lbs)	全效轮 Resolute	1150-05-76-1	1150-05-76-2	1150-05-76-4			
	250kgs (550lbs)	三明治轮 Sandwich Wheel	1150-05-40-1	1150-05-40-2	1150-05-40-4			
	250kgs (550lbs)	三明治轮 Sandwich Wheel	1150-05-40-1	1150-05-40-2	1150-05-40-4			
125mm x 40 mm (5" x 1-3/5")	250kgs (550lbs)	铝芯QPU QPU on AL Core	1150-05-87-1	1150-05-87-2	1150-05-87-4	滚珠 Ball Bearing	155mm (6-1/8")	活动102.5mm 刹车 115 mm  Swivel 102.5mm Swivel W/Brake 115mm