



# 1113 Series 重型

## 斜珠系列 Taper Bearing Fork Caster

- 超高负载且转动灵活, 适用于汽车厂、汽车装配厂、玻璃厂、纺织厂等负载重的车间。
- Swivel easily under heavy load; ideal for heavy-duty workshop trucks in automobile, glass, textile industries, etc.

载重 Load  
450-2400 kg



### 特色区 Features



斜珠轴承

此斜珠轴承用于架子上, 及轴承之内轮及外轮的轨道面与轮子的转动面都经过设计, 使其具有大的负荷能力, 用于重负荷及冲击负荷最适合, 且拆装容易。

The tapered bearing used in the horn provides strength to carry extra load, and absorb shock impact. Also, the tapered bearing is easy to be disassembled for maintenance or replacement purpose.

### 轮子选项 Wheel Options



铁芯聚氨酯  
PU on Cast



铁芯聚氨酯(圆弧形)  
PU on Cast (Round Shape)



QPU轮  
QPU



VQPU轮  
VQPU



VPU轮  
VPU



铁芯VXPU  
XPU on Iron Core



铁芯NBR橡胶轮  
NBR Rubber on Cast










斜珠轴承  
Tapered Bearing

### 底板规格 TOP PLATE SIZE AND BOLT HOLE SPACING

编号 Suffix	底板尺寸 Top Plate Size	底板孔距 Bolt Hole Spacing	安装尼帽尺寸 Attaching Bolt Size
10 · 12"	145 x 175mm (5-7/10" x 6-7/8")	105 x 135mm (4-1/8" x 5-1/3")	12mm (1/2")



 直径x轮宽 Diameter x Width	 载重 Load	 材质 Material	 型号 Item No.			 轴承 Bearing	 总高 Overall Height	 回旋半径 Swivel radius			
			活动 Swivel	固定 Fixed	刹车 Brake						
250mm x 62mm (10" x 2-7/16")	800 kgs (1760 lbs)	铁芯聚氨酯(平面) PU on Cast	1113-10-33-1	1113-10-33-2	1113-10-33-4	斜珠轴承 Tapered Bearing	335mm (13-3/16")	活动 192mm BCD煞 192mm Swivel 192mm Swiver W/Center lock 192mm			
	800 kgs (1760 lbs)	铁芯聚氨酯(圆弧形) PU on Cast (Round Shape)	1113-10-42-1	1113-10-42-2	1113-10-42-4						
	1050 kgs (2310 lbs)	QPU轮(圆弧形) QPU (Round)	1113-10-80-1	1113-10-80-2	1113-10-80-4						
	1050 kgs (2310 lbs)	QPU轮(平面) QPU (Flat)	1113-10-80-1	1113-10-80-2	1113-10-80-4						
	1500 kgs (3300 lbs)	VPU轮(圆弧形) VPU (Round)	1113-10-82-1	1113-10-82-2	1113-10-82-4						
	1500 kgs (3300 lbs)	VQPU轮(圆弧形) VQPU (Round)	1113-10-83-1	1113-10-83-2	1113-10-83-4						
	1500 kgs (3300 lbs)	铁芯VXPU轮(圆弧形) XPU on Iron Core (Round)	1113-10-91-1	1113-10-91-2	1113-10-91-4						
250mm x 63mm (10" x 2-1/2")	450 kgs (990 lbs)	铁芯NBR橡胶轮 NBR Rubber on Cast	1113-10-04-1	1113-10-04-2	1113-10-04-4	斜珠轴承 Tapered Bearing	336mm (15-3/16")	活动 240mm BCD煞 240mm Swivel 240mm Swiver W/Center lock 240mm			
250mm x 80mm (10" x 3-1/8")	2000 kgs (4400 lbs)	VPU轮(平面) VPU (Flat)	1113-10-82-1	1113-10-82-2	1113-10-82-4						
	2000 kgs (4400 lbs)	VQPU轮(平面) VQPU (Flat)	1113-10-83-1	1113-10-83-2	1113-10-83-4						
	2000 kgs (4400 lbs)	铁芯VXPU轮(平面) XPU on Iron Core (Flat)	1113-10-91-1	1113-10-91-2	1113-10-91-4						
254mm x 71mm (10" x 2-13/16")	450 kgs (990 lbs)	铁芯NBR橡胶轮 NBR Rubber on Cast	1113-10-04-1	1113-10-04-2	1113-10-04-4				斜珠轴承 Tapered Bearing	336mm (15-3/16")	活动 240mm BCD煞 240mm Swivel 240mm Swiver W/Center lock 240mm
300mm x 76mm (12" x 3")	550 kgs (1210 lbs)	铁芯NBR橡胶轮 NBR Rubber on Cast	1113-12-04-1	1113-12-04-2	1113-12-04-4						
300mm x 90mm (12" x 3-9/16")	1800 kgs (3960 lbs)	VQPU轮(圆弧形) VQPU (Round)	1113-12-83-1	1113-12-83-2	1113-12-83-4						
	2400 kgs (5280 lbs)	VQPU轮(平面) VQPU (Flat)	1113-12-83-1	1113-12-83-2	1113-12-83-4						
	1800 kgs (3960 lbs)	铁芯VXPU轮(圆弧形) XPU on Iron Core (Round)	1113-12-91-1	1113-12-91-2	1113-12-91-4						
	2400 kgs (5280 lbs)	铁芯VXPU轮(平面) XPU on Iron Core (Flat)	1113-12-91-1	1113-12-91-2	1113-12-91-4						
304mm x 105mm (12" x 4-1/8")	600 kgs (1320 lbs)	铁芯NBR橡胶轮 NBR Rubber on Cast	1113-12-04-1	1113-12-04-2	1113-12-04-4	斜珠轴承 Tapered Bearing	336mm (15-3/16")	活动 240mm BCD煞 240mm Swivel 240mm Swiver W/Center lock 240mm			
305mm x 70mm (12" x 2-3/4")	1800 kgs (3960 lbs)	铁芯聚氨酯(平面) PU on Cast	1113-12-33-1	1113-12-33-2	1113-12-33-4						
	1800 kgs (3960 lbs)	QPU轮(平面) QPU (Flat)	1113-12-80-1	1113-12-80-2	1113-12-80-4						
305mm x 95mm (12" x 3-3/4")	2400 kgs (5280 lbs)	铁芯聚氨酯(平面) PU on Cast	1113-12-33-1	1113-12-33-2	1113-12-33-4						
	2400 kgs (5280 lbs)	QPU轮(平面) QPU (Flat)	1113-12-80-1	1113-12-80-2	1113-12-80-4						